


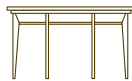


OCCASIONAL TABLES

Specify maple pinwheel veneer (PV) model number or maple straight grain veneer (SV) model number. Example: 650PV-18RD is a maple pinwheel veneer top. 650SV-18RD is a straight grain veneer top. Specify wood finish. See page 4 for finish information. Pinwheel veneer not recommended with lighter finishes.

	PRICE			
VECTOR 650PV-19RD 650SV-19RD Round End Table 	USA CANADA	1076 1399	Overall Dimensions Shipping Weight Cubic Feet Exposed Wood / Metal Specify	19" w 19" d 21.5" h 37 lbs. 17 maple / coal wood finish
VECTOR 650PV-22RD 650SV-22RD Round End Table 	USA CANADA	1159 1507	Overall Dimensions Shipping Weight Cubic Feet Exposed Wood / Metal Specify	22" w 22" d 21.5" h 40 lbs. 17 maple / coal wood finish
VECTOR 650PV-31RD 650SV-31RD Round Cocktail Table 	USA CANADA	1402 1822	Overall Dimensions Shipping Weight Cubic Feet Exposed Wood / Metal Specify	31" w 31" d 16" h 44 lbs. 28 maple / coal wood finish
VECTOR 650PV-20x53 650SV-20x53 Console Table 	USA CANADA	1566 2036	Overall Dimensions Shipping Weight Cubic Feet Exposed Wood / Metal Specify	53" w 20" d 30" h 57 lbs. 46 maple / coal wood finish

To order:

- Specify quantity
- Specify product by number
- Specify wood finish/laminate

For Complete ordering and shipping instructions see Product Guide

Sample Order: 1- 650PV-19RD- MLC-
 qty. product no. finish