

# CAROLINA

EFFECTIVE JANUARY 1, 2008  
PLEASE ADD 10% TO  
GSA NET PRICE

EFFECTIVE MAY 1, 2005

## SPECIAL USE FURNITURE GSA PRODUCT GUIDE

GENERAL SERVICES ADMINISTRATION

FEDERAL SUPPLY SERVICE

Authorized Federal Supply Schedule Price List (Catalog)

On-line access to contract ordering information, terms, and conditions; up-to-date pricing; and the option to create an electronic delivery order are available through GSA Advantage!, a menu-driven database system. The INTERNET address for GSA Advantage! is <http://www.GSAAdvantage.gov>

FSC Group 71, Part III, Section F

Contract Number: GS-03F-8018H

For more information on ordering from Federal Supply Schedules, click on the FSS Schedules button at <http://fss.gsa.gov>

Contract Period: 11.01.00 - 10.31.05

Carolina Business Furniture, PO Box 4398, 535 Archdale Blvd, Archdale, NC 27263  
P 800.763.02 - F 336.431.9511 - [www.carolinabusinessfurniture.com](http://www.carolinabusinessfurniture.com) - Small Business

## GENERAL SERVICES ADMINISTRATION

Federal Supply Service  
Authorized Federal Supply Schedule Price List

On-line access to contract ordering information, terms and conditions, up-to-date pricing, and the option to create an electronic delivery order are available through GSA Advantage!, a menu-driven database system. The INTERNET address GSA Advantage! is: <http://www.GSAAdvantage.gov> Special Use Furniture FSC Group 71, Part III, Section F

Contract Number: GS-03F-8018H

For more information on ordering from Federal Supply Schedules click on the FSS Schedules button at <http://www.fss.gsa.gov>

Contract Period: 11.01.00 thru 10.31.05

Contractor: Carolina Business Furniture  
PO Box 4398  
535 Archdale Blvd  
Archdale, NC 27263  
P 800.763.0212  
F 336.431.9511  
[www.carolinabusinessfurniture.com](http://www.carolinabusinessfurniture.com)  
Small Business

### INFORMATION FOR ORDERING ACTIVITIES

- 1a. 71-316 Hospital and Geriatric Chairs  
71-317 Chair, Convalescent
- 1b. 71-316 Solace Glider 1316 Zone 1/COM = \$409  
71-317 Ottoman 1112 Zone 1/COM = \$160
- 1c. N/A
2. Maximum Order Limitation: \$500,000
3. Minimum Order Limitation: \$100
4. Geographic Coverage: 48 Contiguous States and Washington, DC
5. Point of Production: Archdale, NC
6. Discount Prices: Refer to price list; Prices shown are US Government NET, Discount Deducted, including cartoning and freight
7. Quantity Discounts: \$10,000.00 - 50,000.00 - 1/2%  
\$50,000.01 - 100,000.00 - 3%  
\$100,000.01 - 150,000.00 - 1 1/2%  
\$150,000.01 - and above - 2%
8. Prompt Payment Terms: 1% 20 Days/NET 30 Days
- 9a. Government Credit Cards: Government credit cards are accepted.
- 9b. None
10. Foreign Items: None
- 11a. Time of Delivery: 6-8 weeks after receipt of order
- 11b. Expedited Delivery: N/A
- 11c. Overnight Delivery: N/A
- 11d. Urgent Requirements: N/A
12. F.O.B. Point: Destination - All net prices are freight prepaid and allowed to one destination
13. Order Address: CAROLINA BUSINESS FURNITURE  
535 Archdale Blvd  
Archdale, NC 27263  
336.431.9400 Telephone  
336.431.9511 Fax  
Send in care of participating dealer (where applicable).
14. Payment Address: Capital Factors, Inc.  
PO Box 79  
Memphis, TN 38101-0079
15. Limited Lifetime Warranty Carolina Business Furniture, LLC warrants products it manufactures against defects of material and workmanship under normal use and service for the life of the product to the original purchaser. This warranty shall not apply to any products which have been subjected to misuse, accidents, abuse, negligence, damaged in transportation or whose original construction has been altered by someone other than Carolina Business Furniture or its authorized agents. No unauthorized person, agent or dealer may give further warranties on behalf of Carolina. (Please note: Because of natural variations on materials over which Carolina has no control, this warranty does not extend to color, grain or texture of wood leather or upholstery cover.) In the event any product has to be returned to the factory for verification of a complaint, it must be pre-authorized by the factory and shipped prepaid along with written information containing the name of the original purchaser, original invoice number, and a copy of the original purchase order. Except as stated above, Carolina, makes no expressed or implied warranties as to any product and makes no warranty of merchantability or of fitness for any particular purpose. Carolina shall not be liable for consequential or incidental damages arising from any product defect. This warranty is applicable only to those parts actually manufactured by Carolina. For purchases component parts, mechanisms, casters, foam and textiles, Carolina will apply exactly the same warranty that is extended from the supplier.
16. Export Packing Charges: We will quote upon request
17. Terms & Conditions of Government purchase card acceptance: N/A
18. Terms & Conditions of rental, maintenance, and repair: N/A
19. Terms & Conditions of Installation: N/A
20. Terms & Conditions of repair parts: N/A
- 20a. Terms & Conditions for any other services: N/A
21. Lists of Services & Distribution Points: N/A
22. List of Participating Dealers: Contact Factory
23. Preventive Maintenance: N/A
- 24a. Special Attributes: N/A
- 24b. N/A
25. DUNS Number: 10-642-4497
26. Carolina Business Furniture is registered in the Central Contractor Registration (CCR) database.

# CAROLINA

*Carolina has a vision of fostering a very competitive environment in the furniture industry. Included in this vision is the distribution of our products, the service to our clients, the inspiration of our product designs, and the quality and development of our staff.*

# TABLE OF CONTENTS

## GSA SPECIAL USE FURNITURE

### GETTING STARTED 3

#### Ordering and Shipping 4

- Ordering 4
- Shipping Information 5
- Damages or Defects 5
- Cancellations 5
- Limited Lifetime Warranty 5
- Freight 6

#### Product Information 7

- Wood Finishes 7
- Special/Custom Wood Finishes 7
- Laminates 7
- Fire Retardancy Requirements 7

#### Carolina Healthcare 8

- Carolina Healthcare 8

#### Textiles 9

- About Textiles 9
- Fabric Application 9
- Guarantee 9
- Upholstery Options 9
- Cut Yardage Fabrics 9
- Maharam 10
- Momentum 11-12
- CBF Leather 13

#### COM/COL Textiles 14

- Guarantee 14
- Customer's Own Material 14
- Customer's Own Leather 14
- Shipping COM's and COL's 14

## THE COLLECTIONS 15

- Patient Seating 15
- Bariatric 23
- Recliners 31
- Sleepers 39

## INDEX BY MODEL NUMBER 44

## VISUAL INDEX 45



**GETTING  
STARTED**

# Ordering and Shipping

## ORDERING

### MAIL PURCHASE ORDERS TO

Carolina  
PO Box 4398  
Archdale, NC 27263

### TELEPHONE

800 763 0212 or 336 431 9400

### FAX PURCHASE ORDERS TO

336 431 9511

All prices are GSA NET prices. Possession of this price list does not constitute the right to purchase from Carolina.

### ALL ORDERS MUST INCLUDE

- Your agency name, address, telephone, and fax number
- Contact person
- Authorized signature
- Purchase order number
- Sold to address
- Ship to address
- Order date
- Requested ship date
- Dealer address, telephone, fax, contact name, (if applicable)
- Complete style number (including all prefix and suffix numbers)
- Quantity
- Wood and/or frame finish (refer to page 7 for a complete list of Carolina standard wood finishes)
- Fabric/Vinyl/Leather pattern AND color
- Correct Net GSA Pricing
- Any special instructions

**PLEASE CHECK YOUR ORDER CAREFULLY BEFORE MAILING OR FAXING TO ORDER ENTRY TO MAKE SURE THAT ALL ORDERING INFORMATION IS INCLUDED IN THE PURCHASE ORDER.**

## ACKNOWLEDGEMENTS

You will receive a factory acknowledgement of your order by fax. Please check all factory acknowledgements to confirm your original purchase order. Once an order is acknowledged to you, the factory will be responsible for shipping exactly the items acknowledged at the prices acknowledged. No adjustments can be made to an order once it has been placed into production, without penalty (see Cancellations).

Carolina reserves the right to alter frames, wood species and/or upholstery technique for improved construction and method of manufacturing. Dimensions may differ from printed specifications since upholstery material and foam filling may vary slightly.

Carolina reserves the right to extend a discount, beyond our standard level, based on the total yearly sales volume and/or a single project order to a contracted dealer/end user.

# Ordering and Shipping

## SHIPPING INFORMATION

### PACKING

Prices quoted herein include cartoning. All items are packed one per carton (unless otherwise specified in the price list) and conform to or exceed minimum specifications as outlined in the uniform freight classifications. All cartoned items ship shrink wrapped. Under certain circumstances Carolina may choose to blanket wrap shipments.

### ROUTING

Carolina reserves the right to select the carrier and routing on all shipments. *Inside delivery, home delivery, and prior notification are not included in pricing.* These charges are the responsibility of the consignee and will be added to the invoice or billed directly to the customer's account when applicable.

### RESPONSIBILITY IN CLAIMS

Our responsibility ceases when goods are receipted for "in good order" by the consignee and *all* claims for freight overcharge, shortages, or damage to goods while in transit, thereafter, must be settled *directly* with the carrier. It is suggested that all cartons be opened and inspected in the presence of the delivering carrier *before* signing the freight bill, especially if there is *any* suspicion of damage. While we will gladly assist you in the collection of freight claims, they must under *no* circumstances be deducted in settlement of invoices.

### DAMAGES OR DEFECTS

#### CREDIT, REPAIRS, AND ALLOWANCES

No credit or allowances will be given for any repairs made to damaged or defective items unless you have our *written* authority to make such repairs. It is suggested that you get an estimate for such repairs prior to contacting the factory. An "on site" inspection by the factory representative may be required in some instances.

### RETURNED GOODS

No merchandise may be returned for credit without our *previous written* agreement. In the event of return by agreement, a handling charge of up to 50% will be charged. Return transportation charges must be prepaid and include the original invoice number for the merchandise.

### CANCELLATIONS

*After* an order is acknowledged and placed into production, cancellations *cannot* be accepted and the order must be shipped upon completion. Every effort will be made to ship orders within the acknowledged delivery dates. Promised shipping dates, however, are contingent upon conditions beyond our control. *We cannot make promises for delivery dates* as service from transportation companies vary from destination to destination. If you insist upon a cancellation, we must bill you for the portion of the work that has been done on the order. Orders can be cancelled for standard items, *without penalty*, if the order has not been put into production. Cancellations should be handled by phone with the factory *and confirmed in writing* to the factory. The factory will acknowledge "no penalty" cancellations as well as new charges for "penalty" cancellations.

### LIMITED LIFETIME WARRANTY

Carolina Business Furniture, LLC warrants products it manufactures against defects of material and workmanship under normal use and service for the life of the product to the original purchaser. This warranty shall not apply to any products which have been subjected to misuse, accidents, abuse, negligence, damaged in transportation or whose original construction has been altered by someone other than Carolina Business Furniture or its authorized agents. No unauthorized person, agent or dealer may give further warranties on behalf of Carolina. (Please note: Because of natural variations on materials over which Carolina has no control, this warranty does not extend to color, grain or texture of wood, leather or upholstery cover.)

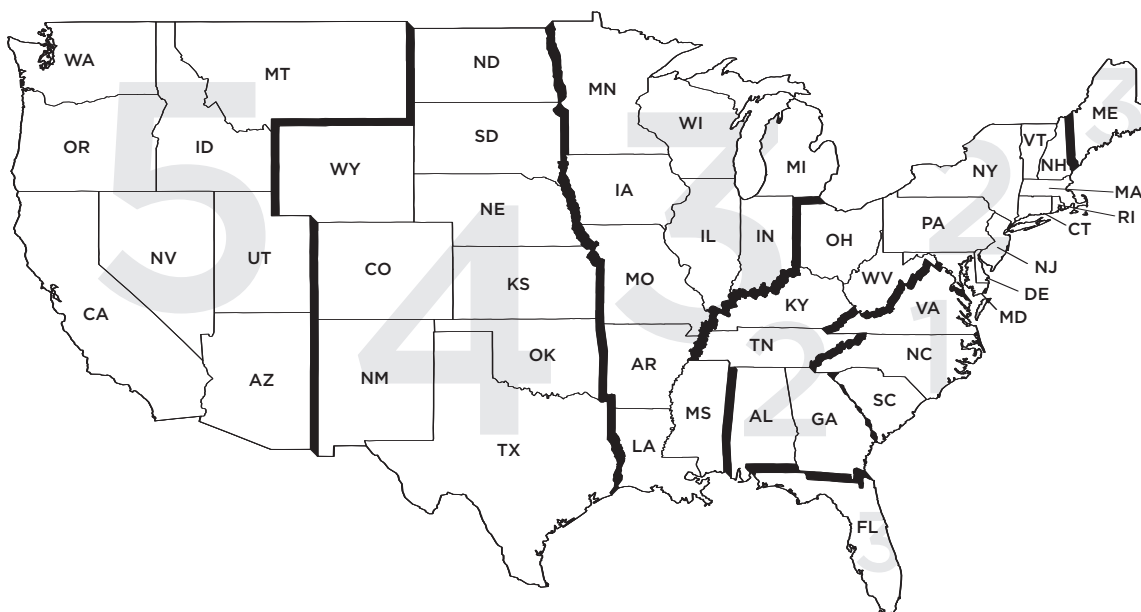
In the event any product has to be returned to the factory for verification of a complaint, it must be pre-authorized by the factory and shipped *prepaid* along with written information containing the name of the original purchaser, original invoice number, and a copy of the original purchase order.

Except as stated above, Carolina, makes no expressed or implied warranties as to any product and makes no warranty of merchantability or of fitness for any particular purpose. Carolina shall not be liable for consequential or incidental damages arising from any product defect. *This warranty is applicable only to those parts actually manufactured by Carolina. For purchased component parts, mechanisms, casters, foam and textiles, Carolina will apply exactly the same warranty that is extended from the supplier.*

# Ordering and Shipping

## FREIGHT

All GSA NET prices are FOB destination, freight prepaid and allowed to one destination. Prepaid freight shipments are based on 150 lbs. minimum order. Orders less than 150 lbs. will be assessed a net handling charge of \$35. This charge does not apply to orders shipped via UPS or RPS shipping services. See map below for identification of freight zones 1 thru 5:



### ZONE 1

North Carolina  
South Carolina  
Virginia

### ZONE 2

Alabama  
Connecticut  
Delaware  
Georgia  
Kentucky  
Maryland  
Massachusetts  
New Jersey  
New Hampshire  
New York  
Ohio  
Pennsylvania  
Rhode Island  
Tennessee  
Vermont  
Washington, DC  
West Virginia

### ZONE 3

Arkansas  
Florida  
Illinois  
Indiana  
Iowa  
Louisiana  
Maine  
Michigan  
Minnesota  
Mississippi  
Missouri  
Wisconsin  
  
Johnson County, KS\*\*\*  
Wyandotte County, KS\*\*\*

### ZONE 4

Colorado  
Kansas  
Nebraska  
New Mexico  
North Dakota  
Oklahoma  
South Dakota  
Texas  
Wyoming

### ZONE 5

Arizona  
California  
Idaho  
Montana  
Nevada  
Oregon  
Utah  
Washington

\*\*Alaska and Hawaii and International Shipments—contact Customer Service for shipping information.

\*\*\*All of Kansas falls in Freight Zone 4 EXCEPT Johnson County, KS and Wyandotte County, KS which fall in Freight Zone 3.

# Product Information

## WOOD FINISHES

Carolina offers 17 standard wood finishes that are achieved through a seven step finishing process. All finishes are pre-catalyzed lacquer and hand-rubbed between each coat of stain. Since the beauty of wood is a result of the natural variations in color and grain, wood furniture produced in our finishes may vary slightly in color, grain and stain acceptance. Even though our veneers and solid woods are carefully selected for the highest quality, slight differences in each piece may occur.

To follow is a list of Carolina's 17 standard wood finishes available for each wood species. The wood species is noted with each style number throughout the price list.

### Standard Wood Finishes on Maple

\*Clear  
Oyster  
Bisque  
Butterscotch  
Praline  
Cinnamon  
Caramel  
Cayenne  
Merlot  
Latte  
Clove  
Espresso  
Onyx

### Standard Wood Finishes on Ash

\*Clear  
Ginger  
Butterscotch  
Nutmeg

**\*Clear on Maple and Clear on Ash are created simply by applying clear lacquer over natural wood. Absolutely no stain is used to achieve this finish; therefore, all natural variations in the wood, including mineral streaks, water marks, growth rings, etc. will be visible on the finished product.**

## SPECIAL/CUSTOM WOOD FINISHES

Special/Custom wood finish requests should be indicated clearly on the purchase order and the customer must supply a sample of the finish they would like for Carolina to match. Once Carolina feels they have achieved an appropriate match to the sample, customer service will send a sample of the special/custom finish to the customer for written approval of Carolina's match. The customer must return written approval of the special/custom finish sample to the factory prior to their order being placed into production. While every attempt will be made to match special/custom finish requests as closely as possible, Carolina will not accept responsibility for finish variations due to natural wood graining, texture and wood species. Should Carolina determine that your special/custom finish request cannot be matched by the factory, you will be notified. Special/Custom finishes are available upon request at the following upcharge:

1-4 pieces—Add \$40 total NET

5 or more pieces—Add \$9 NET each piece

*Maximum Special Finish up-charge:  
\$250.00 NET per purchase order*

## LAMINATES

All of Nevamar's standard laminates are available at no up-charge where the laminate option is noted throughout the price list. *Nevamar Premium and Non-Standard laminates, as well as other manufacturer's laminates, are available for \$45 NET upcharge per item.*

## FIRE RETARDANCY REQUIREMENTS

### CALIFORNIA TECHNICAL BULLETIN 117

All standard upholstered seating and the resilient filling materials used in the manufacturing of all upholstered seating by Carolina meet or exceed the flame requirements of State of California, Department of Consumer Affairs, Bureau of Home Furnishings and Thermal Insulation, Technical Bulletin 117 and National Fire Prevention Association Standard Method 261. Compliance with these requirements is indicated by the label attached to the seat bottom.

# Carolina Healthcare



## CAROLINA HEALTHCARE

Throughout this price list you will find certain products that are denoted with this symbol. Products marked with this symbol are designed and constructed specifically for healthcare applications and healthcare environments. While most Carolina Business Furniture products could be used in healthcare environments, products designated with this symbol offer many of the following specific features and benefits appropriate for healthcare settings.

- +Steel interior frames for added stability
- +Built-in easy-to-clean components
- +Field replaceable seats and backs for easy replacement
- +Ultra-flex seat decks for improved comfort and support
- +Adjustable glides for uneven floors
- + Solid maple or ash exterior frames for extra durability
- +Easy access for maintenance
- +Waterfall edges for improved circulation
- +Seat and arm heights designed for easy access
- +CAL 117 certified
- +Durable pre-catalyzed anti-microbial lacquer protects finish
- +Moisture barriers available
- +Anti-microbial/anti-bacterial barriers available
- +Coordinating arm details across product lines for easier specification



# Textiles

## TEXTILES

Carolina offers an extensive program of graded-in textiles including fabrics, leathers, faux leathers, vinyls and Cryptons®, from the industries finest sources. We do maintain graded-in programs with Maharam and Momentum. In order to expedite your order, Carolina will handle the purchase and receiving of textiles from these suppliers if you so choose. A list of all graded-in patterns from these quality suppliers can be found in the following pages.

## FABRIC APPLICATION

Carolina will match all fabrics that require matching such as plaids, stripes or prints. Unless otherwise noted on the customer's purchase order, Carolina will apply textiles to upholstered items in the manner which we deem to be most appealing. Carolina takes no responsibility for the direction in which textiles are applied unless the desired direction is noted on the customer purchase order. Carolina reserves the right to reject textiles which we deem unsuitable for application on our products.

## GUARANTEE

Although every effort is made to select covering materials for wearability as well as appeal, we CANNOT guarantee covers for wearability or colorfastness. We can extend only that guarantee which the supplier extends to us.

## UPHOLSTERY OPTIONS

### MULTIPLE UPHOLSTERY COVER APPLICATION

Most items can be manufactured with a combination of covers i.e. vinyl and fabric, leather and fabric, etc. Multiple Cover Application option should be clearly indicated on the customer's purchase order.

There is an extra charge for Multiple Upholstery Cover Applications:

Chair	\$27 NET per additional cover material
Loveseat	\$37 NET per additional cover material
Sofa	\$50 NET per additional cover material

### MOISTURE BARRIER

Moisture Barriers that are designed to prevent moisture from penetrating the foam and other filling materials are available on most items at an additional up-charge. Moisture barriers are applied between the upholstery cover and filling materials. The following up-charges apply to each surface on which the protective barrier may be applied.

Seat	\$20.25 NET
Back	\$20.25 NET
Arms	\$20.25 NET per arm

### CUT YARDAGE FABRICS

Cut yardage from any CBF textile partner may be purchased through Carolina. Contact Customer Service for cut yardage pricing.

# Textiles

## MAHARAM

All Maharam fabric patterns are available for application on Carolina products. From time to time, new patterns will be added. If a particular pattern is not listed below, please contact Customer Service for availability and grading.



### GROUP 1

Anecdote  
‡Article  
Betwixt  
Boheme  
‡Candid  
Hush  
Kilter  
Messenger  
Milestone  
Occasion  
Single File  
Trinket

### GROUP 2

AF24  
AF43  
AF79  
AF96  
Beckon  
C210  
C220  
C240  
C250  
Dash  
Fleet  
Intuition  
‡Language  
‡Lariat  
Lore  
Measure  
Pause by Kvadrat  
‡Pose  
‡Scanner  
Switchboard  
Waterfront  
Zag

### GROUP 3

Blitz by Kvadrat  
Bop  
Comment  
Cycle  
Diagram  
Dotted Square  
Double Check

### GROUP 3 CON'T

Hop  
Intertwine  
Iota  
Mega by Kvadrat  
Odalisque  
Pipa  
Plexus  
Ranger  
Rivet  
Scout  
Segment  
Setting  
Shimmy  
Staggered Stripe  
Swerve  
Tinta by Kvadrat  
Tonica by Kvadrat  
Topas by Kvadrat  
Vignette  
Yanagi  
Zen by Kvadrat

### GROUP 4

Aria  
Banter  
Canyon by Kvadrat  
Chenille Cord  
Chenille Stitch  
Climate  
Countryside  
Divina by Kvadrat  
Divina Melange by Kvadrat  
Kvadrat  
Elliptical Rib  
Fathom  
Figment  
Filter  
Flora by Kvadrat  
Flourish  
Fortis  
Gallantry  
Glove by Kvadrat  
Hallingdal by Kvadrat  
Inflection  
Isosceles

### GROUP 4 CON'T

Kvarts by Kvadrat  
Level  
Longchamp  
Magenta by Kvadrat  
Minaret  
Orissa  
Panache  
Perception  
Quadrant  
Reveal  
Sequence  
Skate  
Splendor  
Strut  
Suggestion  
Sway  
Symbol  
Token  
Tonus by Kvadrat  
Tundra by Kvadrat  
Undulating Stripe  
Venue  
Vision  
Wavering Stripe  
Wildwood

### GROUP 5

Balustrade  
Calyx  
Elapse  
Evolve  
Flint by Kvadrat  
Gamut  
Habitat  
Implement  
Matsuri  
Murmur  
Revert  
Salon  
Satu by Kvadrat  
Solace  
Spectacle  
Stance  
System  
Tal

### GROUP 5 CON'T

Taku  
  
**GROUP 6**  
Bento  
Cairo  
Chenille Stripe  
Cipher  
Coach Cloth  
Dandy  
Envelop  
Epingle Stripe  
Episode  
Groove  
Pictogram  
Repeat Classic Stripe  
Swivel  
Tabula  
Traverse  
Voyage  
Weimar  
Wicker

### GROUP 7

Bespoke Stripe  
Checker  
Checker Split  
Circles  
Crosspatch  
Double Triangles  
Facets  
Hobnail Wool  
Jacobs Coat  
Melange Tweed  
Millerstripe  
Mohair Supreme  
Optik  
Pavement  
Plural  
Radiant  
Repeat Classic  
Houndstooth  
Repeat Dot Pixel  
Repeat Dot Ring  
Secession  
Spring

### GROUP 7 CON'T

Toostripe  
Unisol

### GROUP 8

Blumen  
China Shop  
Craft  
Cummings  
Dot Pattern  
Mikado  
Quatrefoil  
Small Dot Pattern  
Soiree  
Trapez

### GROUP 9

Geometri  
Monk's Wool  
Names  
Pebble Wool  
Pebble Wool Multi

### GROUP 10

Letters

\* Crypton

‡ Vinyl

## Textiles

## MOMENTUM

All Momentum fabric patterns are available for application on Carolina products. From time to time, new patterns will be added. If a particular pattern is not listed below, please contact Customer Service for availability and grading.

**MOMENTUM**  
TEXTILES

GROUP 1	GROUP 1 CON'T	GROUP 1 CON'T	GROUP 2 CON'T	GROUP 2 CON'T
Accolade	‡Glam	Relaxed	†Buffet	Rendezvous
‡Acropolis	Gumption	Rosie	Burst	†Reunion
‡Agora	Hue	Saucy	†Busybody	Saucy+Gore
‡Athens	‡Independence	Saucy+Boss	Camelot	Savannah
Bailey	Intermix	Sensation	†Chatterbox	†Sheen
Balance	Interval	Sentiment	Cheers+Boss	Shift
Banderole	‡Ithaca	Sequel	Chi	†Swell
Bandolier	‡Javelin	Sidekick	Classy	Thicket
Benefit	Jinx	Simmer	Cynic	Tippet
Bloomfield	Jinx+Boss	Simplex	Dapper	†Tryst
‡Bravo	Juicy	†Skeet	†Devotion	Twister
Caine	‡Kayak	Slick	Dwell	Voltage
‡Cashmere	Leaflet	Smart	Enviro	†Whisper
Charm	Legacy	†Smart Suede	Envy	‡Wishes
Chaser	Logic	Snazzy	Flaunt	Yoshe
Chat	‡Lustre	Snazzy+Boss	Fling	Zen
Chat+Boss	Luxe	Solo	French Quarter	
Cheers	Mainstreet	Spellbound	Gabe	<b>GROUP 3</b>
Chorus	‡Marblestone	Spence	†Homecoming	Ariel
Claremont	Mavin	†Spirit II	†Hub	Ascot
Clarion	Melrose	Splash	Hue+Gore	†Askew
‡Crete	‡Mercury	Staccato	†Hugs and Kisses	Baxter
†Crypton Suede	Merry	Stardust	Hype	†Cherish
†Crypton Twill	Merry+Boss	Starry Night	Incognito	Chi+Gore
Curly Q	Mirage	‡Sublime	Ism	City Block
Dashing	Multiplicity	Swank	Jaunty	Clique
Dazzle	‡NeoChrome II	Swish	Jay	Cosmo
Dreamery	Network	Swoon	Jinx+Gore	†Curvy
Dulcette	New Melrose	Tease	†Locale	Dayspring
Dynamo	Nexus	Theory	Media	Detour
Endeavor	Notion	Transit	†Memento	†Frolic
Ensemble	‡Odyssey	†Tribute	Morphe	†Gardener
Entourage	Olivia	‡Twilight	†Niche	Global
Entropy	‡Olympus	Unison	Novo	Honkey Tonk
Equinox	Oodle	Upbeat	†Paper Route	†Impulse
†Expressions	Oodle+Boss	†Venus	Parker	†Infusion
Factor	Optics	Vibe	Pearce	Jammin
Fancy	Optics+Boss	Winslow	†Picnic	Jay+Gore
Fireflies	Parity	Zany	Poise	Jensen
Flair	‡Parthenon		Posh+Gore	†Junction
‡Forum	‡Polo	<b>GROUP 2</b>	†Potluck	Maverick
Frank	Posh	†Apropos	Quest	†Maxim
‡Freestyle	Pucker	Axiom	Rapids	Merriment
Gemini	Rainbow	†Banquet	Reaction	Miranda
Gig	Rebound	Bree	Reality	

† Crypton

‡ Vinyl

# Textiles

## MOMENTUM

All Momentum fabric patterns are available for application on Carolina products. From time to time, new patterns will be added. If a particular pattern is not listed below, please contact Customer Service for availability and grading.

**MOMENTUM**  
TEXTILES

### GROUP 3 CON'T

Overlay  
 Parker+Gore  
 Quadretti  
 Rave  
 Ready Set Go  
 †Reminisce  
 Rendezvous+Gore  
 †Schmooze  
 †Scoupe  
 †Segue  
 Simpatico  
 Siren  
 †Social Butterfly  
 Sonic  
 Spangle  
 Sprocket  
 Supermarket  
 Thermo  
 Tranceport  
 †Unhinged  
 Utopia  
 Woodland

### GROUP 4

Altro  
 Anais  
 Cirque  
 Clayton  
 Enigma  
 Hype+Gore  
 Idiom  
 Linea  
 Linq  
 Media+Gore  
 Morphe+Gore  
 Muse  
 Primo  
 Whirlwind

### GROUP 5

Bazaar  
 Jellyroll  
 Quad

† Crypton

‡ Vinyl

# Textiles

## CBF LEATHER

Two grades of leather are available for application on Carolina products. All of our fine leather offerings are of European origin and available in numerous color selections.

### LEATHER GRADE A

Grade A Leather is a top grain aniline through dyed leather. The finish provides protection and maintains an even coloration throughout each hide.

### LEATHER GRADE B

Grade B Leather is an all natural full grain aniline through dyed leather with a light top finish to provide protection and easy maintenance.

<sup>†</sup> Crypton

# Textiles

## GUARANTEE

Carolina extends absolutely no guarantee on COM or COL materials.

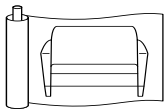
## CUSTOMER'S OWN MATERIAL (COM)

All items are available with material furnished by the customer. Yardage requirements listed in our price list are based on 54" wide. We can take no responsibility for tailoring, wearability or application of COM covers. Carolina is not held responsible for receipt of defective fabrics, as we apply all COM as first quality goods. At no additional charge, Carolina will pre-approve any COM at the customer's request.

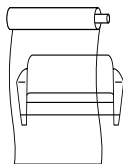
The additional yardages are based on 54" wide goods. Please contact Customer Service if goods are less than 54" wide.

Though every effort has been made to estimate excess yardage required for stripes and matches, Carolina takes NO responsibility where additional materials must be ordered.

Repeat	Railroaded (RR)	Right Way (RW)	2-Way
1/4-5"	Add 10%	Add 15%	Add 15%
6-9"	Add 15%	Add 18%	Add 20%
10-13"	Add 20%	Add 25%	Add 30%
14-20"	Add 25%	Add 30%	Add 35%
21-27"	Add 30%	Add 35%	Add 40%
28-34"	Add 35%	Add 35%	Add 45%



RR = Railroad or Top to Selvage



RW = Right Way (as woven) or Top Right or In and Out of Bolt or Up the Goods.

## CUSTOMER'S OWN LEATHER (COL)

If you desire to furnish your own leather, please figure 18 square feet per yard of 54" wide material, based on the yardage requirement listed for each model. Special colors and finishes of leather not shown in our swatch collection are available from our regular supplier; however, due to excessive waste and handling, an additional upcharge of 20% over our "leather" grade will be charged if Carolina handles the ordering. Carolina will not order special leather from any supplier other than our own.

## SHIPPING COM'S AND COL'S

All COM and COL packages must be marked clearly with the following information on BOTH the exterior package and the upholstery material when sent to the factory.

- Your agency name & contact person
- Your purchase order number
- Style number and applicable upholstery cover number

On your purchase order the following information must be supplied to us regarding COM fabric:

- Manufacturer's name
- Correct style number to which COM or COL is to be applied
- A sample of the COM or COL
- Instructions for proper application
- Manufacturer's pattern and color number
- Correct side of fabric

When no instructions are received with your COM or COL, we, will use our own judgment with no recourse. Extended lead times may occur if COM or COL is not properly identified when received by Carolina. Carolina is not responsible for any unclaimed COM/COL 15 days beyond shipment of goods.

## SHIP ALL COM AND COL PREPAID TO

Carolina  
535 Archdale Blvd.  
Archdale, NC 27263

# PATIENT SEATING

# Patient Seating

**AMENITY**  
1325  
**Stationary Patient**  
Chair  
SIN# 71-317



FREIGHT ZONE	COM	COL	GROUP 1	GROUP 2	GROUP 3	GROUP 4	GROUP 5	GROUP 6 LEATHER A	GROUP 7 LEATHER B	GROUP 8	GROUP 9	GROUP 10
1	460	506	504	547	592	633	677	721	766	809	853	896
2	468	515	511	557	600	644	687	731	774	818	861	905
3	477	522	520	564	606	650	693	736	780	824	867	912
4	481	532	529	573	616	660	704	747	791	835	877	921
5	501	547	546	589	632	675	719	762	807	850	894	937

OVERALL DIMENSIONS	25"w 25.5"d 44"h	COM 54"	2.25 yds.
SEAT DIMENSIONS	21"w 18"d 19"h	SHIPPING WEIGHT	45 lbs.
SEAT TO TOP OF BACK	25"	CUBIC FEET	23
TOP OF ARM TO FLOOR	26.5"	EXPOSED WOOD	maple
		SPECIFY	wood finish

**AMENITY**  
1325-F  
**Flex Back Patient**  
Chair  
SIN# 71-317



FREIGHT ZONE	COM	COL	GROUP 1	GROUP 2	GROUP 3	GROUP 4	GROUP 5	GROUP 6 LEATHER A	GROUP 7 LEATHER B	GROUP 8	GROUP 9	GROUP 10
1	462	508	527	591	655	720	784	848	913	977	1042	1106
2	471	517	535	599	664	728	793	857	922	986	1050	1115
3	477	523	541	606	670	734	799	863	927	992	1056	1121
4	487	533	551	615	680	744	808	873	937	1001	1066	1130
5	500	502	566	630	694	759	823	887	952	1016	1081	1145

OVERALL DIMENSIONS	25"w 25.5"d 44"h	COM 54"	2.5 yds.
SEAT DIMENSIONS	21"w 18"d 19"h	SHIPPING WEIGHT	45 lbs.
SEAT TO TOP OF BACK	25"	CUBIC FEET	23
TOP OF ARM TO FLOOR	26.5"	EXPOSED WOOD	maple
		SPECIFY	wood finish

**AMENITY FEATURES LOUNGE, GUEST, MULTIPLE, BARIATRIC, RECLINER AND SLEEP RECLINER COMPANIONS.**

**OPTIONS**

- MB Moisture Barrier, see upcharges page 9
- PA Poly Arm Caps (black), no upcharge
- UP Upholstered Front Panel, no upcharge
- RC Removable Seat Cover, \$33.75 per cover

**TO ORDER:**

- Specify product by number
- Specify options
- Specify wood finish (see page 7)
- Specify textile pattern and color (see pages 9-14)

**SAMPLE ORDER:**

1325 - MB - Caramel - Momentum Clique - Natural  
product no. option 1 finish pattern color

# Patient Seating

FREIGHT ZONE	COM	COL	GROUP 1	GROUP 2	GROUP 3	GROUP 4	GROUP 5	GROUP 6 LEATHER A	GROUP 7 LEATHER B	GROUP 8	GROUP 9	GROUP 10
1	486	533	553	621	688	756	824	892	960	1026	1094	1161
2	495	544	563	629	697	765	833	900	968	1035	1103	1171
3	501	550	568	636	704	772	839	906	975	1042	1109	1177
4	512	560	580	646	714	781	850	917	985	1051	1119	1188
5	524	575	594	661	729	797	865	933	1000	1067	1135	1202

OVERALL DIMENSIONS	25"w 25.5"d 44"h	COM 54"	3.75 yds.
SEAT DIMENSIONS	21"w 18"d 19"h	SHIPPING WEIGHT	45 lbs.
SEAT TO TOP OF BACK	25"	CUBIC FEET	23
TOP OF ARM TO FLOOR	26.5"	EXPOSED WOOD	maple
		SPECIFY	wood finish

**AMENITY**  
1326  
**Stationary Patient Chair**  
SIN# 71-317



1	487	533	552	616	680	745	809	874	938	1002	1067	1131
2	495	542	560	624	689	753	818	882	947	1011	1076	1140
3	502	548	566	631	695	759	824	888	953	1017	1081	1146
4	512	558	576	640	705	769	834	898	962	1027	1091	1155
5	523	572	591	654	719	783	848	913	977	1041	1106	1170

OVERALL DIMENSIONS	25"w 25.5"d 44"h	COM 54"	4 yds.
SEAT DIMENSIONS	21"w 18"d 19"h	SHIPPING WEIGHT	45 lbs.
SEAT TO TOP OF BACK	25"	CUBIC FEET	23
TOP OF ARM TO FLOOR	26.5"	EXPOSED WOOD	maple
		SPECIFY	wood finish

**AMENITY**  
1326-F  
**Flex Back Patient Chair**  
SIN# 71-317



**AMENITY FEATURES LOUNGE, GUEST, MULTIPLE, BARIATRIC, RECLINER AND SLEEP RECLINER COMPANIONS.**

**OPTIONS**

- MB Moisture Barrier, see upcharges page 9
- PA Poly Arm Caps (black), \$67.50
- WA Wood Arm Caps, \$67.50
- WP Exposed Wood Front Panel, no upcharge
- RC Removable Seat Cover, \$33.75 per cover

FREIGHT ZONES:  
For delivery to Alaska and Hawaii contact customer service for shipping information.  
For complete freight zone information see page 6.



# Patient Seating

## AMICO 1655 Patient Chair SIN# 71-317

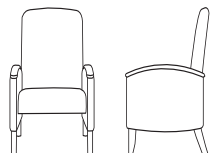


FREIGHT ZONE	COM	COL	GROUP 1	GROUP 2	GROUP 3	GROUP 4	GROUP 5	GROUP 6 LEATHER A	GROUP 7 LEATHER B	GROUP 8	GROUP 9	GROUP 10
1	321	354	350	378	447	435	463	491	523	548	576	604
2	314	360	356	384	413	441	469	498	526	554	583	610
3	332	364	360	389	417	445	474	502	530	559	587	615
4	339	372	368	396	424	453	481	509	538	566	594	622
5	350	382	378	407	435	463	492	520	548	577	604	633

OVERALL DIMENSIONS	24.5"w 26"d 39"h	COM 54"	2.5 yds.
SEAT DIMENSIONS	20.5"w 18.5"d 19.5"h	SHIPPING WEIGHT	53 lbs.
SEAT TO TOP OF BACK	23.5"	CUBIC FEET	23
TOP OF ARM TO FLOOR	25.5"	EXPOSED WOOD	maple
		SPECIFY	wood finish

### AMICO FEATURES LOUNGE, GUEST, MULTIPLE, BARIATRIC RECLINER, AND SLEEPER COMPANIONS.

## CORONADO 1705 Patient Chair SIN# 71-317



1	372	409	444	516	588	660	731	803	876	947	1019	1091
2	381	419	453	525	598	668	740	813	885	957	1028	1101
3	388	426	460	531	603	675	748	819	892	964	1034	1107
4	399	439	472	544	615	688	760	833	905	978	1049	1122
5	415	457	487	559	630	703	775	846	919	991	1062	1134

OVERALL DIMENSIONS	25.5"w 27"d 45"h	COM 54"	3.5 yds.
SEAT DIMENSIONS	20"w 21"d 20"h	SHIPPING WEIGHT	53 lbs.
SEAT TO TOP OF BACK	25"	CUBIC FEET	23
TOP OF ARM TO FLOOR	25.5"	EXPOSED WOOD	maple
		SPECIFY	wood finish

### CORONADO FEATURES GUEST, MULTIPLE, BARIATRIC RECLINER, AND SLEEPER COMPANIONS.

#### OPTIONS

MB	Moisture Barrier, see upcharges page 9
RC	Removable Seat Cover available on AMICO and CORONADO, \$33.75 Removable Back Cover on 1655 AMICO, \$33.75
PA	Poly Arm Caps (black), available on 1705 CORONADO, no upcharge

#### TO ORDER:

- Specify product by number
- Specify options
- Specify wood finish (see page 7)
- Specify textile pattern and color (see pages 9-14)

#### SAMPLE ORDER:

1655 - MB - Caramel - Momentum Clique - Natural  
product no. option 1 finish pattern color

# Patient Seating

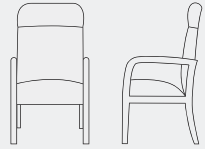
FREIGHT ZONE

	COM	COL	GROUP 1	GROUP 2	GROUP 3	GROUP 4	GROUP 5	GROUP 6 LEATHER A	GROUP 7 LEATHER B	GROUP 8	GROUP 9	GROUP 10
1	371	409	418	464	510	557	602	648	695	741	788	834
2	380	418	426	474	520	566	611	657	704	751	797	843
3	388	426	434	480	526	572	618	665	711	757	803	850
4	398	438	444	490	537	584	629	675	721	768	814	861
5	415	456	461	507	553	599	645	692	738	784	830	877

**GALEN**  
1305  
Patient Chair  
SIN# 71-317



OVERALL DIMENSIONS 24"w 26"d 44.5"h  
 SEAT DIMENSIONS 20"w 19"d 19.5"h  
 SEAT TO TOP OF BACK 24"  
 TOP OF ARM TO FLOOR 25"  
 COM 54"  
 SHIPPING WEIGHT 33 lbs.  
 CUBIC FEET 23  
 EXPOSED WOOD maple  
 SPECIFY wood finish



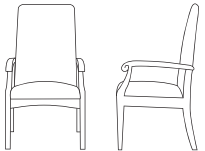
**GALEN FEATURES GUEST, MULTIPLE AND BARIATRIC COMPANIONS.**

1	310	341	351	392	434	475	516	558	599	639	679	721
2	316	348	357	398	440	481	522	563	604	645	686	727
3	320	352	361	402	444	485	526	567	608	649	690	731
4	328	360	369	411	452	493	533	575	615	656	697	739
5	338	373	380	421	462	503	545	586	626	668	709	750

**HAMPTON**  
1105  
Patient Chair  
SIN# 71-317



OVERALL DIMENSIONS 24"w 24.5"d 44.5"h  
 SEAT DIMENSIONS 20"w 19"d 19.5"h  
 SEAT TO TOP OF BACK 25"  
 TOP OF ARM TO FLOOR 26"  
 COM 54"  
 SHIPPING WEIGHT 38 lbs.  
 CUBIC FEET 23  
 EXPOSED WOOD maple  
 SPECIFY wood finish



**HAMPTON FEATURES GUEST, MULTIPLE, BARIATRIC, RECLINER AND SLEEPER COMPANIONS.**

**OPTIONS**

- MB Moisture Barrier, see upcharges page 9
- RC Removable Seat Cover and Back Cover available, \$33.75 per cover

FREIGHT ZONES:  
 For delivery to Alaska and Hawaii contact customer service for shipping information.  
 For complete freight zone information see page 6.

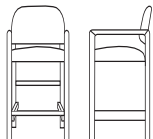


# Patient Seating

## HIP CHAIR

1665

SIN# 71-317



FREIGHT ZONE	COM	COL	GROUP 1	GROUP 2	GROUP 3	GROUP 4	GROUP 5	GROUP 6 LEATHER A	GROUP 7 LEATHER B	GROUP 8	GROUP 9	GROUP 10
1	321	354	350	378	447	435	463	491	520	548	576	604
2	314	360	356	384	413	441	469	498	526	554	583	610
3	332	364	360	389	417	445	474	502	530	559	587	615
4	339	372	368	396	424	453	481	509	538	566	594	622
5	350	382	378	407	435	463	492	520	548	577	604	633

OVERALL DIMENSIONS	22"w 24.5"d 40"h	COM 54"	1.5 yds.
SEAT DIMENSIONS	22"w 17.5"d 25"h	SHIPPING WEIGHT	38 lbs.
SEAT TO TOP OF BACK	16"	CUBIC FEET	20
TOP OF ARM TO FLOOR	32"	EXPOSED WOOD	ash
		SPECIFY	wood finish

## OTTOMAN

1112

SIN# 71-317



1	160	176	179	198	216	235	254	273	292	310	329	348
2	163	180	182	200	219	238	257	276	295	314	332	351
3	166	182	185	203	222	241	260	278	297	316	335	354
4	170	186	189	206	225	244	263	282	301	320	339	358
5	176	191	194	212	231	250	269	288	307	326	345	364

OVERALL DIMENSIONS	20"w 19"d 12"h	COM 54"	1 yd.
		SHIPPING WEIGHT	20 lbs.
		CUBIC FEET	7
		EXPOSED WOOD	maple
		SPECIFY	wood finish

### OPTIONS

MB Moisture Barrier, see upcharges page 9.

### TO ORDER:

- Specify product by number
- Specify options
- Specify wood finish (see page 7)
- Specify textile pattern and color (see pages 9-14)

### SAMPLE ORDER:

1665 - MB - Ginger - Momentum Clique - Natural  
product no. option 1 finish pattern color


# Patient Seating

FREIGHT ZONE	COM	COL	GROUP 1	GROUP 2	GROUP 3	GROUP 4	GROUP 5	GROUP 6 LEATHER A	GROUP 7 LEATHER B	GROUP 8	GROUP 9	GROUP 10
1	409	458	497	584	670	757	845	932	1018	1105	1193	1280
2	424	472	511	598	685	772	859	946	1032	1120	1207	1294
3	434	482	521	607	695	782	869	956	1043	1130	1217	1304
4	451	499	538	624	712	799	886	973	1059	1146	1234	1320
5	476	524	563	649	736	823	911	998	1084	1171	1258	1346

**SOLACE**  
1316  
Glider  
SIN# 71-316



OVERALL DIMENSIONS	27.25"w 30"d 38"h	COM 54"	4.5 yds.
SEAT DIMENSIONS	22"w 18"d 19"h	SHIPPING WEIGHT	85 lbs.
SEAT TO TOP OF BACK	21"	CUBIC FEET	23
TOP OF ARM TO FLOOR	27"	EXPOSED WOOD	maple
		SPECIFY	wood finish




Easy Glide black metal base provides stability and a smooth glide. Lockout feature promotes safety.

1	310	341	351	392	434	475	516	558	599	639	679	721
2	316	348	357	379	398	440	481	522	563	604	645	686
3	320	352	361	402	444	485	526	567	608	649	690	731
4	328	360	369	411	452	493	533	575	615	656	697	739
5	338	373	380	421	462	503	545	586	626	668	709	750

**WHITNEY**  
1205  
Patient Chair  
SIN# 71-317



OVERALL DIMENSIONS	24"w 24.5"d 44.5"h	COM 54"	2 yds.
SEAT DIMENSIONS	20"w 19"d 19.5"h	SHIPPING WEIGHT	38 lbs.
SEAT TO TOP OF BACK	25"	CUBIC FEET	23
TOP OF ARM TO FLOOR	26"	EXPOSED WOOD	maple
		SPECIFY	wood finish



**WHITNEY FEATURES GUEST, MULTIPLE, BARIATRIC, RECLINER AND SLEEPER COMPANIONS.**

**OPTIONS**

- MB Moisture Barrier, see upcharges page 9
- RC Removable Seat Cover and Back Cover available on WHITNEY, \$33.75 per cover
- WA Wood Arm Caps available on SOLACE, \$67.50

FREIGHT ZONES:  
For delivery to Alaska and Hawaii contact customer service for shipping information.  
For complete freight zone information see page 6.



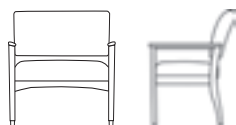


# **BARIATRIC SEATING**

# Bariatric Seating

## AMENITY

**1320-OB**  
Bariatric Chair  
supports up to 500 lbs.  
SIN# 71-317




FREIGHT ZONE	COM	COL	GROUP 1	GROUP 2	GROUP 3	GROUP 4	GROUP 5	GROUP 6 LEATHER A	GROUP 7 LEATHER B	GROUP 8	GROUP 9	GROUP 10
1	481	517	511	541	571	600	629	660	689	718	749	778
2	488	524	518	547	528	606	636	666	695	726	755	784
3	494	528	523	552	582	611	641	671	700	731	760	790
4	501	537	531	561	590	620	649	678	709	738	769	798
5	514	548	543	572	601	631	661	691	720	750	780	810

OVERALL DIMENSIONS	34"w 25.5"d 35"h	COM 54"	2.25 yds.
SEAT DIMENSIONS	30"w 18"d 19"h	SHIPPING WEIGHT	50 lbs.
SEAT TO TOP OF BACK	18"	CUBIC FEET	24
TOP OF ARM TO FLOOR	26.5"	EXPOSED WOOD	maple
		SPECIFY	wood finish

## AMENITY

**1320-K**  
Bariatric Chair  
supports up to 1000 lbs.  
SIN# 71-317



FREIGHT ZONE	COM	COL	GROUP 1	GROUP 2	GROUP 3	GROUP 4	GROUP 5	GROUP 6 LEATHER A	GROUP 7 LEATHER B	GROUP 8	GROUP 9	GROUP 10
1	676	745	729	781	834	886	939	991	1043	1095	1148	1200
2	689	757	741	794	846	899	951	1003	1055	1108	1159	1212
3	697	766	750	802	855	907	960	1011	1064	1116	1169	1221
4	712	779	763	816	868	921	973	1025	1077	1130	1182	1235
5	732	800	784	837	889	942	994	1046	1098	1150	1203	1255

OVERALL DIMENSIONS	35"w 25.5"d 35"h	COM 54"	2.25 yds.
SEAT DIMENSIONS	30"w 18"d 19"h	SHIPPING WEIGHT	60 lbs.
SEAT TO TOP OF BACK	18"	CUBIC FEET	24
TOP OF ARM TO FLOOR	26.5"	EXPOSED WOOD	maple
		SPECIFY	wood finish

### AMENITY FEATURES LOUNGE, GUEST, MULTIPLE, PATIENT, RECLINER AND SLEEP RECLINER COMPANIONS.

#### OPTIONS

- MB Moisture Barrier, see upcharges page 9
- PA Poly Arm Caps (black), \$67.50
- UP Upholstered Front Panel, no upcharge
- RC Removable Seat Cover and Back Cover, \$33.75 per cover

#### TO ORDER:

- Specify product by number
- Specify options
- Specify wood finish (see page 7)
- Specify textile pattern and color (see pages 9-14)

#### SAMPLE ORDER:

1320-OB - MB - Caramel - Momentum Clique - Natural  
product no. option 1 finish pattern color

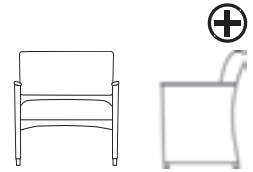
For complete ordering and shipping instructions see pages 4-6.

**800 763 0212**

# Bariatric Seating

FREIGHT ZONE	COM	COL	GROUP 1	GROUP 2	GROUP 3	GROUP 4	GROUP 5	GROUP 6 LEATHER A	GROUP 7 LEATHER B	GROUP 8	GROUP 9	GROUP 10
1	493	529	522	552	582	610	641	670	699	730	759	789
2	499	537	528	559	588	618	647	676	707	736	766	796
3	505	542	533	564	593	622	652	682	712	741	771	801
4	512	549	543	571	601	630	660	690	719	750	779	809
5	524	562	553	584	612	642	672	702	731	761	791	820


OVERALL DIMENSIONS	34"w 25.5"d 35"h	COM 54"	3.75 yds.
SEAT DIMENSIONS	30"w 18"d 19"h	SHIPPING WEIGHT	50 lbs.
SEAT TO TOP OF BACK	18"	CUBIC FEET	24
TOP OF ARM TO FLOOR	26.5"	EXPOSED WOOD	maple
		SPECIFY	wood finish



**AMENITY**  
1321-OB  
Bariatric Chair  
supports up to 500 lbs.  
SIN# 71-317

1	697	768	750	802	854	906	959	1010	1063	1115	1168	1220
2	711	780	763	816	867	920	972	1025	1077	1129	1181	1230
3	720	791	773	825	878	930	983	1034	1087	1139	1192	1244
4	736	808	789	841	894	946	998	1050	1103	1155	1208	1259
5	759	831	812	864	918	969	1021	1073	1126	1178	1231	1283

OVERALL DIMENSIONS	35"w 25.5"d 35"h	COM 54"	3.75 yds.
SEAT DIMENSIONS	30"w 18"d 19"h	SHIPPING WEIGHT	60 lbs.
SEAT TO TOP OF BACK	18"	CUBIC FEET	24
TOP OF ARM TO FLOOR	26.5"	EXPOSED WOOD	maple



**AMENITY**  
1321-K  
Bariatric Chair  
supports up to 1000 lbs.  
SIN# 71-317

**AMENITY FEATURES LOUNGE, GUEST, MULTIPLE, PATIENT, RECLINER AND SLEEP RECLINER COMPANIONS.**

### OPTIONS

MB	Moisture Barrier, see upcharges page 9
PA	Poly Arm Caps (black), \$67.50
RC	Removable Seat Cover and Back Cover, \$33.75 per cover
WA	Wood Arm Caps, \$67.50
WP	Exposed wood front panel, no upcharge

FREIGHT ZONES:  
For delivery to Alaska and Hawaii contact customer service for shipping information.  
For complete freight zone information see page 6.



# Bariatric Seating

BARIATRIC SEATING

**AMICO**  
1652-OB  
Bariatric Chair  
supports up to 500 lbs.  
SIN# 71-317



FREIGHT ZONE	COM	COL	GROUP 1	GROUP 2	GROUP 3	GROUP 4	GROUP 5	GROUP 6 LEATHER A	GROUP 7 LEATHER B	GROUP 8	GROUP 9	GROUP 10
1	453	486	481	509	538	566	594	622	650	678	707	735
2	460	493	487	516	544	572	600	628	656	685	713	741
3	464	498	493	521	549	578	605	633	662	689	717	746
4	472	505	500	528	557	585	612	640	669	697	726	754
5	483	517	511	540	568	596	624	652	681	708	736	765

OVERALL DIMENSIONS	34"w 24"d 32"h	COM 54"	2 yds.
SEAT DIMENSIONS	30"w 18.5"d 19.5"h	SHIPPING WEIGHT	50 lbs.
SEAT TO TOP OF BACK	17"	CUBIC FEET	24
TOP OF ARM TO FLOOR	25.5"	EXPOSED WOOD	maple
		SPECIFY	wood finish

**AMICO**  
1652-K  
Bariatric Chair  
supports up to 1000 lbs.  
SIN# 71-317



1	620	682	672	725	777	829	881	934	986	1038	1090	1142
2	632	694	685	736	789	841	894	946	998	1049	1102	1154
3	641	703	693	746	797	850	902	955	1006	1059	1110	1163
4	654	716	707	759	812	864	916	968	1020	1072	1125	1180
5	675	737	728	780	833	885	937	989	1041	1093	1146	1197

OVERALL DIMENSIONS	36"w 24"d 32"h	COM 54"	2 yds.
SEAT DIMENSIONS	30"w 18.5"d 19.5"h	SHIPPING WEIGHT	62 lbs.
SEAT TO TOP OF BACK	17"	CUBIC FEET	24
TOP OF ARM TO FLOOR	25.5"	EXPOSED WOOD	maple
		SPECIFY	wood finish

**AMICO FEATURES LOUNGE, GUEST, MULTIPLE, PATIENT, RECLINER AND SLEEPER COMPANIONS.**

## OPTIONS

- MB Moisture Barrier, see upcharges page 9
- RC Removable Seat Cover and Back Cover, \$33.75 per cover

## TO ORDER:

- Specify product by number
- Specify options
- Specify wood finish (see page 7)
- Specify textile pattern and color (see pages 9-14)

## SAMPLE ORDER:

1652-OB - MB - Caramel - Momentum Clique - Natural  
product no. option 1 finish pattern color

For complete ordering and shipping instructions see pages 4-6.

**800 763 0212**

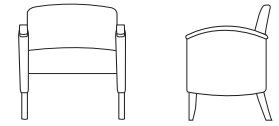
# Bariatric Seating

FREIGHT ZONE	COM	COL	GROUP 1	GROUP 2	GROUP 3	GROUP 4	GROUP 5	GROUP 6 LEATHER A	GROUP 7 LEATHER B	GROUP 8	GROUP 9	GROUP 10
1	531	573	593	653	715	776	838	899	961	1021	1082	1144
2	539	581	600	661	723	784	846	907	969	1029	1091	1152
3	546	587	606	668	729	790	852	913	975	1035	1096	1158
4	555	596	615	677	738	800	861	923	984	1045	1106	1167
5	569	610	630	691	752	814	876	937	998	1059	1120	1181

OVERALL DIMENSIONS 35.5"w 27"d 33"h  
 SEAT DIMENSIONS 30"w 21"d 19.5"h  
 SEAT TO TOP OF BACK 13.5"  
 TOP OF ARM TO FLOOR 25.5"

COM 54"  
 SHIPPING WEIGHT 60 lbs.  
 CUBIC FEET 24  
 EXPOSED WOOD maple  
 SPECIFY wood finish

3.5 yds.



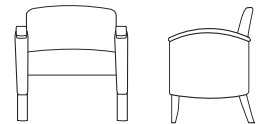
**CORONADO**  
 1702-OB  
 Bariatric Chair  
 supports up to 500 lbs.  
 SIN# 71-317

1	687	742	817	947	1076	1218	1331	1444	1558	1671	1785	1898
2	704	759	834	964	1093	1233	1347	1459	1573	1687	1799	1913
3	716	774	846	977	1106	1244	1358	1470	1584	1697	1810	1924
4	732	790	862	992	1122	1262	1375	1488	1602	1715	1828	1941
5	748	804	878	1007	1137	1288	1400	1514	1628	1742	1854	1968

OVERALL DIMENSIONS 37"w 27"d 33"h  
 SEAT DIMENSIONS 30"w 21"d 19.5"h  
 SEAT TO TOP OF BACK 13.5"  
 TOP OF ARM TO FLOOR 25.5"

COM 54"  
 SHIPPING WEIGHT 75 lbs.  
 CUBIC FEET 24  
 EXPOSED WOOD maple  
 SPECIFY wood finish

3.5 yds.



**CORONADO**  
 1702-K  
 Bariatric Chair  
 supports up to 1000 lbs.  
 SIN# 71-317

**CORONADO FEATURES GUEST, MULTIPLE, PATIENT, RECLINER AND SLEEPER COMPANIONS.**

**OPTIONS**

- MB Moisture Barrier, see upcharges page 9
- RC Removable Seat Cover, \$33.75
- PA Poly Arm Caps (black), no upcharge


FREIGHT ZONES:  
 For delivery to Alaska and Hawaii contact customer service for shipping information.  
 For complete freight zone information see page 6.



# Bariatric Seating

## CORONADO 1703-OB Bariatric Chair

supports up to 500 lbs.  
SIN# 71-317




FREIGHT ZONE	COM	COL	GROUP 1	GROUP 2	GROUP 3	GROUP 4	GROUP 5	GROUP 6 LEATHER A	GROUP 7 LEATHER B	GROUP 8	GROUP 9	GROUP 10
1	531	573	565	598	630	663	696	729	762	795	828	861
2	539	581	573	605	638	671	704	737	770	803	836	869
3	546	587	579	611	644	677	710	743	776	809	842	876
4	555	596	588	620	653	687	719	753	786	819	852	885
5	569	610	601	634	668	700	734	767	800	833	866	899

OVERALL DIMENSIONS	35.5"w 27"d 33"h	COM 54"	2.25 yds.
SEAT DIMENSIONS	30"w 21"d 19.5"h	SHIPPING WEIGHT	60 lbs.
SEAT TO TOP OF BACK	13.5"	CUBIC FEET	20
TOP OF ARM TO FLOOR	25.5"	EXPOSED WOOD	maple
		SPECIFY	wood finish

## CORONADO 1703-K Bariatric Chair

supports up to 1000 lbs.  
SIN# 71-317



FREIGHT ZONE	COM	COL	GROUP 1	GROUP 2	GROUP 3	GROUP 4	GROUP 5	GROUP 6 LEATHER A	GROUP 7 LEATHER B	GROUP 8	GROUP 9	GROUP 10
1	764	841	826	887	948	1008	1069	1131	1191	1253	1314	1375
2	780	856	840	902	963	1023	1084	1146	1207	1268	1329	1390
3	790	867	852	913	974	1034	1095	1157	1218	1279	1340	1400
4	808	885	869	930	992	1052	1113	1174	1235	1297	1358	1418
5	835	911	895	957	1017	1078	1139	1200	1262	1323	1384	1444

OVERALL DIMENSIONS	37"w 27"d 33"h	COM 54"	2.25 yds.
SEAT DIMENSIONS	30"w 21"d 19.5"h	SHIPPING WEIGHT	75 lbs.
SEAT TO TOP OF BACK	13.5"	CUBIC FEET	24
TOP OF ARM TO FLOOR	25.5"	EXPOSED WOOD	maple
		SPECIFY	wood finish

### CORONADO FEATURES GUEST, MULTIPLE, PATIENT, RECLINER AND SLEEPER COMPANIONS.

#### OPTIONS

- MB Moisture Barrier, see upcharges page 9
- RC Removable Seat Cover, \$33.75
- PA Poly Arm Caps (black), no upcharge

#### TO ORDER:

- Specify product by number
- Specify options
- Specify wood finish (see page 7)
- Specify textile pattern and color (see pages 9-14)

#### SAMPLE ORDER:

1703-OB - MB - Caramel - Momentum Clique - Natural  
product no. option 1 finish pattern color

For complete ordering and shipping instructions see pages 4-6.

**800 763 0212**

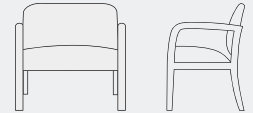
# Bariatric Seating

FREIGHT ZONE

	COM	COL	GROUP 1	GROUP 2	GROUP 3	GROUP 4	GROUP 5	GROUP 6 LEATHER A	GROUP 7 LEATHER B	GROUP 8	GROUP 9	GROUP 10
1	1085	1167	1158	1232	1305	1379	1452	1526	1599	1673	1746	1820
2	1107	1190	1174	1251	1322	1390	1463	1542	1611	1689	1762	1841
3	1116	1199	1189	1263	1337	1410	1484	1557	1631	1704	1778	1851
4	1137	1219	1211	1284	1358	1431	1505	1578	1652	1725	1799	1872
5	1169	1251	1242	1316	1389	1463	1536	1610	1683	1757	1831	1904

**GALEN**  
1302-OB  
Bariatric Chair  
supports up to 500 lbs.  
SIN# 71-317

OVERALL DIMENSIONS 34"w 24"d 31"h  
SEAT DIMENSIONS 30"w 19"d 20"h  
SEAT TO TOP OF BACK 13.5"  
TOP OF ARM TO FLOOR 25.5"  
COM 54"  
SHIPPING WEIGHT 45 lbs.  
CUBIC FEET 24  
EXPOSED WOOD maple  
SPECIFY wood finish

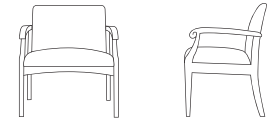


**GALEN FEATURES GUEST, MULTIPLE AND PATIENT COMPANIONS.**

1	423	454	451	480	508	536	565	593	620	649	677	705
2	428	459	457	485	513	542	570	598	626	654	682	711
3	433	463	461	490	518	546	575	602	630	659	687	715
4	440	470	468	496	525	553	581	609	637	665	694	722
5	449	480	478	506	535	563	591	619	647	675	704	732

**HAMPTON**  
1102-OB  
Bariatric Chair  
supports up to 500 lbs.  
SIN# 71-317

OVERALL DIMENSIONS 34"w 24.5"d 32.5"h  
SEAT DIMENSIONS 30"w 19"d 19"h  
SEAT TO TOP OF BACK 13.5"  
TOP OF ARM TO FLOOR 26"  
COM 54"  
SHIPPING WEIGHT 45 lbs.  
CUBIC FEET 24  
EXPOSED WOOD maple  
SPECIFY wood finish

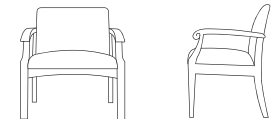


**HAMPTON FEATURES GUEST, MULTIPLE, PATIENT, RECLINER AND SLEEPER COMPANIONS.**

1	565	620	616	669	721	773	826	878	931	983	1035	1087
2	575	631	627	679	731	784	836	889	941	993	1045	1097
3	583	638	634	687	739	791	844	896	949	1000	1053	1105
4	595	651	646	699	751	804	856	908	961	1012	1065	1105
5	612	669	665	717	770	822	875	927	979	1031	1083	1118

**HAMPTON**  
1102-K  
Bariatric Chair  
supports up to 1000 lbs.  
SIN# 71-317

OVERALL DIMENSIONS 37"w 24.5"d 32.5"h  
SEAT DIMENSIONS 30"w 19"d 19"h  
SEAT TO TOP OF BACK 13.5"  
TOP OF ARM TO FLOOR 26"  
COM 54"  
SHIPPING WEIGHT 62 lbs.  
CUBIC FEET 24  
EXPOSED WOOD maple  
SPECIFY wood finish



**HAMPTON FEATURES GUEST, MULTIPLE, PATIENT, RECLINER AND SLEEPER COMPANIONS.**

## OPTIONS

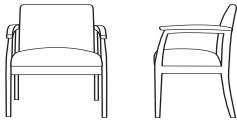
- MB Moisture Barrier, see upcharges page 9
- RC Removable Seat Cover on Galen and Hampton, \$33.75, removable Back Cover on HAMPTON, \$33.75

FREIGHT ZONES:  
For delivery to Alaska and Hawaii contact customer service for shipping information.  
For complete freight zone information see page 6.



# Bariatric Seating

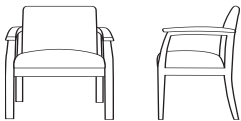
**WHITNEY**  
1202-OB  
Bariatric Chair  
supports up to 500 lbs.  
SIN# 71-317



FREIGHT ZONE	COM	COL	GROUP 1	GROUP 2	GROUP 3	GROUP 4	GROUP 5	GROUP 6 LEATHER A	GROUP 7 LEATHER B	GROUP 8	GROUP 9	GROUP 10
1	423	453	451	480	508	536	565	593	620	649	677	705
2	428	459	457	485	513	542	570	598	626	654	682	711
3	433	463	461	490	518	546	575	602	630	659	687	715
4	440	470	468	496	525	553	581	609	637	665	694	722
5	449	480	478	506	535	563	591	619	647	675	704	732

OVERALL DIMENSIONS	34"w 24.5"d 32.5"h	COM 54"	2 yds.
SEAT DIMENSIONS	30"w 19"d 19"h	SHIPPING WEIGHT	45 lbs.
SEAT TO TOP OF BACK	13.5"	CUBIC FEET	24
TOP OF ARM TO FLOOR	26"	EXPOSED WOOD	maple
		SPECIFY	wood finish

**WHITNEY**  
1202-K  
Bariatric Chair  
supports up to 1000 lbs.  
SIN# 71-317



1	565	620	616	669	721	773	826	878	931	983	1035	1087
2	575	631	627	679	732	784	836	889	941	993	1045	1097
3	583	638	634	687	739	791	844	896	949	1000	1053	1105
4	595	651	646	699	751	804	856	908	961	1012	1065	1118
5	612	669	665	717	770	822	875	927	979	1031	1083	1136

OVERALL DIMENSIONS	35.5"w 24.5"d 32.5"h	COM 54"	2 yds.
SEAT DIMENSIONS	30"w 19"d 19"h	SHIPPING WEIGHT	62 lbs.
SEAT TO TOP OF BACK	13.5"	CUBIC FEET	24
TOP OF ARM TO FLOOR	26"	EXPOSED WOOD	maple
		SPECIFY	wood finish

**WHITNEY FEATURES GUEST, MULTIPLE, PATIENT, RECLINER AND SLEEPER COMPANIONS.**

**OPTIONS**

- MB Moisture Barrier, see upcharges page 9
- RC Removable Seat Cover and Back Cover, \$33.75 per cover

**TO ORDER:**

- Specify product by number
- Specify options
- Specify wood finish (see page 7)
- Specify textile pattern and color (see pages 9-14)

**SAMPLE ORDER:**

1202-OB - MB - Caramel - Momentum Clique - Natural  
product no. option 1 finish pattern color

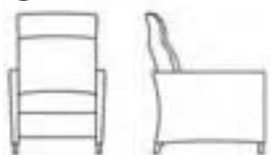
For complete ordering and shipping instructions see pages 4-6.

**800 763 0212**

**RECLINERS**

# Recliners

## AMENITY 1377 Recliner SIN# 71-316



FREIGHT ZONE	COM	COL	GROUP 1	GROUP 2	GROUP 3	GROUP 4	GROUP 5	GROUP 6 LEATHER A	GROUP 7 LEATHER B	GROUP 8	GROUP 9	GROUP 10
1	731	805	854	977	1099	1222	1345	1467	1589	1712	1834	1957
2	746	819	869	992	1114	1237	1360	1481	1604	1727	1849	1972
3	757	831	880	1001	1124	1247	1370	1492	1615	1738	1859	1982
4	774	848	897	1019	1141	1264	1387	1509	1632	1755	1876	1999
5	799	873	922	1044	1167	1290	1412	1535	1657	1780	1902	2025

OVERALL DIMENSIONS	26.5"w 34"d 43"h	COM 54"	6.5 yds.
SEAT DIMENSIONS	21.5"w 20.5"d 18"h	SHIPPING WEIGHT	90 lbs.
SEAT TO TOP OF BACK	29"	CUBIC FEET	28
TOP OF ARM TO FLOOR	25"	EXPOSED WOOD	maple
EXTENDED LENGTH	68"	SPECIFY	wood finish

## AMENITY 1377-OA Recliner open arm SIN# 71-316



1	661	728	746	831	916	1001	1086	1171	1256	1341	1425	1510
2	677	743	762	847	932	1016	1101	1186	1271	1356	1440	1525
3	687	754	772	857	942	1026	1111	11969	1281	1366	1450	1535
4	704	771	789	874	959	1043	1128	1213	1298	1383	1468	1553
5	729	796	814	899	984	1068	1154	1239	1324	1408	1493	1578

OVERALL DIMENSIONS	26.5"w 34"d 43"h	COM 54"	4.5 yds.
SEAT DIMENSIONS	21.5"w 20.5"d 18"h	SHIPPING WEIGHT	90 lbs.
SEAT TO TOP OF BACK	29"	CUBIC FEET	28
TOP OF ARM TO FLOOR	25"	EXPOSED WOOD	maple
EXTENDED LENGTH	68"	SPECIFY	wood finish

AMENITY FEATURES LOUNGE, GUEST, MULTIPLE, PATIENT AND BARIATRIC COMPANIONS.

### OPTIONS

MB	Moisture Barrier, see upcharges page 9
C	Casters, set of 4 (2 locking), \$105.75
DT	Drop Table on 1377 AMENITY, \$47.25
IV	IV Pole, \$112.50
PB	Push Bar, \$56.25
WA	Wood Arm Caps on 1377 AMENITY, \$67.50
TRN	Trendelenberg Mechanism, \$45

### TO ORDER:

- Specify product by number
- Specify options
- Specify wood finish (see page 7)
- Specify textile pattern and color (see pages 7)

### SAMPLE ORDER:

1377 - MB - Caramel - Momentum Clique - Natural  
product no. option 1 finish pattern color

# Recliners

FREIGHT ZONE	COM	COL	GROUP 1	GROUP 2	GROUP 3	GROUP 4	GROUP 5	GROUP 6 LEATHER A	GROUP 7 LEATHER B	GROUP 8	GROUP 9	GROUP 10
1	822	904	989	1157	1324	1492	1659	1826	1994	2161	2328	2496
2	838	920	1005	1172	1339	1507	1675	1842	2009	2177	2344	2511
3	849	931	1016	1184	1351	1518	1686	1853	2020	2188	2355	2523
4	867	949	1034	1201	1369	1536	1703	1871	2038	2206	2373	2541
5	893	976	1061	1228	1396	1563	1730	1897	2065	2233	2400	2567

OVERALL DIMENSIONS	31.5"w 39"d 44"h	COM 54"	6.25 yds.
SEAT DIMENSIONS	24"w 21"d 19"h	SHIPPING WEIGHT	130 lbs.
SEAT TO TOP OF BACK	30"	CUBIC FEET	28
TOP OF ARM TO FLOOR	25.5"	EXPOSED WOOD	maple
EXTENDED LENGTH	72"	SPECIFY	wood finish



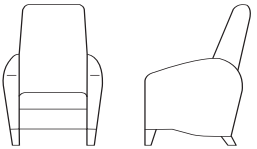
**AMENITY**  
1607  
Sleep Recliner  
SIN# 71-316



**AMENITY FEATURES LOUNGE, GUEST, MULTIPLE, PATIENT AND BARIATRIC COMPANIONS.**

1	611	673	732	853	975	1095	1216	1337	1457	1578	1699	1819
2	628	690	750	871	992	1112	1233	1354	1474	1595	1716	1836
3	641	702	762	883	1003	1124	1245	1366	1486	1607	1729	1849
4	660	722	781	903	1023	1144	1265	1386	1506	1627	1748	1868
5	690	751	811	932	1052	1173	1294	1414	1535	1657	1778	1898

OVERALL DIMENSIONS	28.5"w 35"d 42"h	COM 54"	6.25 yds.
SEAT DIMENSIONS	21.5"w 20"d 20"h	SHIPPING WEIGHT	102 lbs.
SEAT TO TOP OF BACK	27"	CUBIC FEET	28
TOP OF ARM TO FLOOR	27"	EXPOSED WOOD	maple
EXTENDED LENGTH	62"	SPECIFY	wood finish



**AMICO**  
1659-R  
Recliner  
SIN# 71-316



**AMICO FEATURES LOUNGE, GUEST, MULTIPLE, PATIENT, SLEEPER AND BARIATRIC COMPANIONS.**

**OPTIONS**


- C Casters, set of 4 (2 locking), \$105.75
- DT Drop Table, \$47.25
- IV IV Pole, \$112.50
- MB Moisture Barrier, see upcharges page 9
- PA Poly Arm Caps (black), \$67.50
- PB Push Bar, \$56.25
- WA Wood Arm Caps, \$67.50

FREIGHT ZONES:  
For delivery to Alaska and Hawaii contact customer service for shipping information.  
For complete freight zone information see page 6.



# Recliners

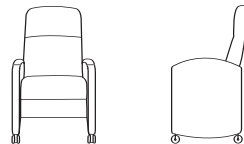
## CORONADO 1707 High Leg Recliner SIN# 71-316



FREIGHT ZONE	COM	COL	GROUP 1	GROUP 2	GROUP 3	GROUP 4	GROUP 5	GROUP 6 LEATHER A	GROUP 7 LEATHER B	GROUP 8	GROUP 9	GROUP 10
1	573	629	716	861	1004	1148	1293	1436	1573	1709	1844	1979
2	590	648	733	878	1021	1166	1310	1452	1591	1726	1861	1997
3	601	661	745	889	1032	1176	1321	1464	1603	1739	1873	2009
4	621	684	766	909	1053	1197	1341	1485	1623	1759	1893	2029
5	650	715	795	939	1083	1227	1370	1514	1652	1788	1923	2058

OVERALL DIMENSIONS	26.5"w 36"d 43"h	COM 54"	5.75 yds.
SEAT DIMENSIONS	21.5"w 21"d 20"h	SHIPPING WEIGHT	102 lbs.
SEAT TO TOP OF BACK	28"	CUBIC FEET	28
TOP OF ARM TO FLOOR	24"	EXPOSED WOOD	maple
EXTENDED LENGTH	65"	SPECIFY	wood finish

## CORONADO 1707C Recliner with Casters SIN# 71-316



1	678	747	814	950	1084	1220	1356	1491	1626	1761	1896	2032
2	695	763	831	966	1101	1236	1372	1507	1642	1778	1912	2048
3	706	775	842	978	1112	1248	1383	1518	1654	1789	1924	2060
4	725	793	861	996	1131	1266	1401	1537	1672	1807	1943	2078
5	753	821	889	1023	1159	1294	1429	1565	1700	1835	1971	2106

OVERALL DIMENSIONS	26.5"w 36"d 43"h	COM 54"	5.75 yds.
SEAT DIMENSIONS	21.5"w 21"d 20"h	SHIPPING WEIGHT	96 lbs.
SEAT TO TOP OF BACK	28"	CUBIC FEET	28
TOP OF ARM TO FLOOR	24"	SPECIFY	wood finish
EXTENDED LENGTH	65"		

### CORONADO FEATURES GUEST, MULTIPLE, PATIENT, SLEEPER AND BARIATRIC COMPANIONS.

#### OPTIONS

DT	Drop Table, \$47.25
IV	IV Pole, \$112.50
MB	Moisture Barrier, see upcharges page 9
PA	Poly Arm Caps (black), \$67.50
PB	Push Bar, \$56.25
WA	Wood Arm Caps, \$67.50

#### TO ORDER:

- Specify product by number
- Specify options
- Specify wood finish (see page 7)
- Specify textile pattern and color (see pages 7)

#### SAMPLE ORDER:


1707 - IV - WA - Caramel - Momentum Clique - Natural  
product no. option 1 option 2 finish pattern color

# Recliners

FREIGHT ZONE	COM	COL	GROUP 1	GROUP 2	GROUP 3	GROUP 4	GROUP 5	GROUP 6 LEATHER A	GROUP 7 LEATHER B	GROUP 8	GROUP 9	GROUP 10
1	865	952	1001	1138	1275	1411	1548	1585	1821	1958	2095	2232
2	882	968	1018	1155	1292	1428	1565	1702	1838	1975	2112	2248
3	894	980	1029	1167	1303	1440	1576	1714	1849	1987	2124	2260
4	912	998	1048	1185	1322	1458	1595	1733	1868	2006	2142	2279
5	941	1026	1077	1214	1351	1487	1624	1761	1897	2034	2171	2307

OVERALL DIMENSIONS	26"w 32"d 44"h	COM 54"	7.25 yds.
SEAT DIMENSIONS	22"w 19"d 20"h	SHIPPING WEIGHT	100 lbs.
SEAT TO TOP OF BACK	30"	CUBIC FEET	28
TOP OF ARM TO FLOOR	24"	EXPOSED WOOD	maple
EXTENDED LENGTH	64"	SPECIFY	wood finish

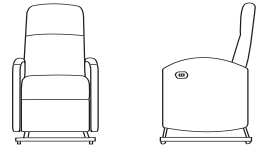
**CORONADO**  
1717  
Trendelenberg  
Recliner  
SIN# 71-316



1	697	768	867	1037	1207	1377	1546	1716	1885	2055	2217	2377
2	716	788	886	1055	1226	1395	1564	1734	1903	2073	2232	2392
3	728	800	898	1067	1237	1406	1576	1746	1915	2086	2243	2402
4	750	825	920	1089	1259	1428	1598	1768	1938	2108	2260	2420
5	780	859	950	1119	1290	1459	1629	1798	1968	2138	2285	2445

OVERALL DIMENSIONS	27"w 36"d 42.5"h	COM 54"	6.25 yds.
SEAT DIMENSIONS	22"w 21"d 21"h	SHIPPING WEIGHT	88 lbs.
SEAT TO TOP OF BACK	23"	CUBIC FEET	28
TOP OF ARM TO FLOOR	26.5"	EXPOSED WOOD	maple
EXTENDED LENGTH	65"	SPECIFY	wood finish

**CORONADO**  
1727  
Wallsaver Recliner  
SIN# 71-316



**CORONADO FEATURES GUEST, MULTIPLE, PATIENT, SLEEPER AND BARIATRIC COMPANIONS.**

**OPTIONS**

- C Casters, set of 4 (2 locking), \$105.75
- MB Moisture Barrier, see upcharges page 9
- PA Poly Arm Caps (black), \$67.50
- DT Drop Table, \$47.25
- PB Push Bar, \$56.25
- IV IV Pole, \$112.50
- WA Wood Arm Caps, \$67.50

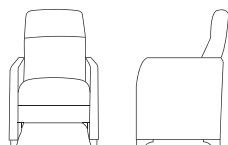
FREIGHT ZONES:  
For delivery to Alaska and Hawaii contact customer service for shipping information.  
For complete freight zone information see page 6.



RECLINERS

# Recliners

## HAMPTON 1107 Recliner SIN# 71-316



FREIGHT ZONE	COM	COL	GROUP 1	GROUP 2	GROUP 3	GROUP 4	GROUP 5	GROUP 6 LEATHER A	GROUP 7 LEATHER B	GROUP 8	GROUP 9	GROUP 10
1	577	633	746	916	1085	1254	1423	1593	1750	1909	2069	2228
2	599	657	768	938	1107	1277	1446	1615	1771	1930	2090	2249
3	612	674	782	952	1122	1292	1461	1631	1787	1945	2105	2264
4	640	704	809	979	1148	1318	1487	1657	1810	1970	2129	2288
5	677	746	847	985	1187	1357	1526	1766	1846	2006	2166	2325

OVERALL DIMENSIONS	27.5"w 36"d 43"h	COM 54"	5.75 yds.
SEAT DIMENSIONS	21"w 21"d 20.5"h	SHIPPING WEIGHT	125 lbs.
SEAT TO TOP OF BACK	22.5"	CUBIC FEET	28
TOP OF ARM TO FLOOR	26"	EXPOSED WOOD	maple
EXTENDED LENGTH	65"	SPECIFY	wood finish

## HAMPTON 1127 Wallsaver Recliner SIN# 71-316



FREIGHT ZONE	COM	COL	GROUP 1	GROUP 2	GROUP 3	GROUP 4	GROUP 5	GROUP 6 LEATHER A	GROUP 7 LEATHER B	GROUP 8	GROUP 9	GROUP 10
1	673	741	833	993	1151	1311	1470	1630	1790	1948	2108	2267
2	694	762	854	1013	1173	1333	1491	1651	1810	1970	2130	2289
3	709	777	869	1028	1188	1347	1507	1666	1825	1985	2145	2303
4	734	801	894	1052	1212	1372	1531	1690	1850	2009	2169	2328
5	770	837	930	1089	1248	1407	1566	1725	1884	2043	2204	2364

OVERALL DIMENSIONS	29"w 35"d 44"h	COM 54"	5.75 yds.
SEAT DIMENSIONS	21"w 21"d 20.5"h	SHIPPING WEIGHT	125 lbs.
SEAT TO TOP OF BACK	21"	CUBIC FEET	28
TOP OF ARM TO FLOOR	26.5"	EXPOSED WOOD	maple
EXTENDED LENGTH	65"	SPECIFY	wood finish

HAMPTON FEATURES GUEST, MULTIPLE, PATIENT, BARIATRIC, AND SLEEPER COMPANIONS.

### OPTIONS

- C Casters, set of 4 (2 locking), \$105.75
- DT Drop Table, \$47.25
- IV IV Pole, \$112.50
- MB Moisture Barrier, see upcharges page 9
- PB Push Bar, \$56.25
- WA Wood Arm Caps, \$67.50

### TO ORDER:

- Specify product by number
- Specify options
- Specify wood finish (see page 7)
- Specify textile pattern and color (see pages 7)

### SAMPLE ORDER:

1107 - IV - WA - Caramel - Momentum Clique - Natural  
product no. option 1 option 2 finish pattern color

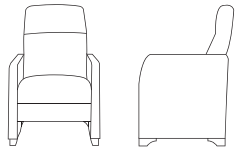
# Recliners

FREIGHT ZONE	COM	COL	GROUP 1	GROUP 2	GROUP 3	GROUP 4	GROUP 5	GROUP 6 LEATHER A	GROUP 7 LEATHER B	GROUP 8	GROUP 9	GROUP 10
1	637	702	808	978	1147	1317	1486	1655	1814	1974	2133	2292
2	660	726	830	999	1169	1339	1508	1676	1835	1995	2155	2314
3	674	742	844	1013	1184	1354	1523	1692	1850	2010	2170	2329
4	702	772	872	1041	1211	1381	1550	1715	1875	2034	2194	2353
5	739	813	909	1079	1249	1418	1588	1752	1911	2070	2230	2389

OVERALL DIMENSIONS	27.5"w 36"d 43"h	COM 54"	5.75 yds.
SEAT DIMENSIONS	21"w 21"d 20.5"h	SHIPPING WEIGHT	125 lbs.
SEAT TO TOP OF BACK	22.5"	CUBIC FEET	28
TOP OF ARM TO FLOOR	26"	EXPOSED WOOD	maple
EXTENDED LENGTH	65"	SPECIFY	wood finish

**WHITNEY**  
1207  
Recliner  
SIN# 71-316

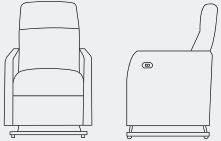


1	699	770	869	1029	1188	1348	1507	1667	1826	1985	2145	2304
2	723	794	890	1049	1198	1369	1528	1688	1847	2007	2166	2325
3	737	812	906	1064	1225	1384	1543	1703	1565	2021	2181	2340
4	763	840	930	1089	1248	1407	1567	1727	1886	2046	2204	2365
5	801	882	966	1125	1285	1444	1603	1764	1922	2082	2241	2401

OVERALL DIMENSIONS	29"w 36.5"d 41.5"h	COM 54"	5.75 yds.
SEAT DIMENSIONS	22"w 21"d 20.5"h	SHIPPING WEIGHT	125 lbs.
SEAT TO TOP OF BACK	22.5"	CUBIC FEET	28
TOP OF ARM TO FLOOR	26.5"	EXPOSED WOOD	maple
EXTENDED LENGTH	65"	SPECIFY	wood finish

**WHITNEY**  
1227  
Recliner  
SIN# 71-316



DISCONTINUED

**WHITNEY FEATURES GUEST, MULTIPLE, PATIENT, BARIATRIC AND SLEEPER COMPANIONS.**

**OPTIONS**

- C Casters, set of 4 (2 locking), \$105.75
- DT Drop Table, \$47.25
- IV IV Pole, \$112.50
- MB Moisture Barrier, see upcharges page 9
- PB Push Bar, \$56.25
- WA Wood Arm Caps, \$67.50

FREIGHT ZONES:  
For delivery to Alaska and Hawaii contact customer service for shipping information.  
For complete freight zone information see page 6.



RECLINERS



**SLEEPERS**

# Sleepers

## AMENITY

1607  
Sleep Recliner  
SIN# 71-316



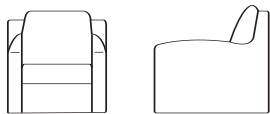
FREIGHT ZONE	COM	COL	GROUP 1	GROUP 2	GROUP 3	GROUP 4	GROUP 5	GROUP 6 LEATHER A	GROUP 7 LEATHER B	GROUP 8	GROUP 9	GROUP 10
1	824	906	992	1160	1327	1495	1663	1831	1999	2166	2334	2502
2	840	922	1008	1175	1343	1511	1679	1846	2014	2182	2350	2518
3	851	933	1019	1187	1354	1522	1690	1858	2025	2193	2361	2529
4	869	951	1037	1204	1372	1540	1708	1876	2044	2211	2379	2547
5	896	978	1064	1231	1399	1567	1735	1902	2071	2238	2406	2574

OVERALL DIMENSIONS	31.5" w 39" d 44" h	COM 54"	6.25 yds.
SEAT DIMENSIONS	24" w 21" d 19" h	SHIPPING WEIGHT	130 lbs.
SEAT TO TOP OF BACK	30"	CUBIC FEET	28
TOP OF ARM TO FLOOR	25.5"	EXPOSED WOOD	maple
EXTENDED LENGTH	72"	SPECIFY	wood finish

### AMENITY FEATURES LOUNGE, GUEST, MULTIPLE, PATIENT AND BARIATRIC COMPANIONS.

## AMICO

1659-S  
Sleeper Chair  
SIN# 71-316



1	810	892	970	1129	1289	1448	1607	1767	1926	2086	2245	2405
2	831	913	992	1150	1310	1469	1629	1788	1948	2107	2266	2426
3	847	928	1005	1165	1325	1484	1644	1803	1962	2122	2281	2441
4	871	952	1030	1190	1349	1508	1668	1827	1987	2146	2305	2465
5	907	988	1066	1226	1386	1544	1704	1863	2023	2183	2342	2501

OVERALL DIMENSIONS	32" w 37.5" d 33.5" h	COM 54"	8.25 yds.
SEAT DIMENSIONS	25.5" w 22" d 18" h	SHIPPING WEIGHT	150 lbs.
SEAT TO TOP OF BACK	20"	CUBIC FEET	26
TOP OF ARM TO FLOOR	25"		
OVERALL EXT. LENGTH	85.5"		
SLEEP SURFACE LENGTH	82"		

### AMICO FEATURES LOUNGE, GUEST, MULTIPLE, PATIENT, BARIATRIC AND RECLINER COMPANIONS.

#### OPTIONS

C	Casters, set of 4 (2 locking), \$105.75
DT	Drop Table, \$47.25
IV	IV Pole, \$112.50
MB	Moisture Barrier, see upcharges page 9
PA	Ploy Arm Caps (black), \$67.50
PB	Push Bar, \$56.25
WA	Wood Arm Caps, \$67.50

#### TO ORDER:

- Specify product by number
- Specify options
- Specify wood finish (see page 7)
- Specify textile pattern and color (see pages 9-14)

#### SAMPLE ORDER:

1659-S - MB - Momentum Clique - Natural  
product no. option 1 pattern color


# Sleepers

FREIGHT ZONE	COM	COL	GROUP 1	GROUP 2	GROUP 3	GROUP 4	GROUP 5	GROUP 6 LEATHER A	GROUP 7 LEATHER B	GROUP 8	GROUP 9	GROUP 10
1	1120	1232	1318	1516	1715	1912	2110	2308	2507	2704	2903	3101
2	1151	1263	1350	1547	1746	1944	2142	2340	2538	2736	2934	3132
3	1173	1286	1372	1573	1768	1966	2164	2362	2560	2758	2957	3154
4	1209	1321	1407	1606	1803	2002	2199	2398	2595	2794	2992	3190
5	1263	1375	1461	1659	1857	2056	2253	2451	2649	2848	3045	3244

**AMICO**  
1659-2SC  
Sleeper Loveseat  
with Casters  
SIN# 71-316



OVERALL DIMENSIONS	53.5"W	37.5"D	33.5"H	COM 54"	10.25 yds.
SEAT DIMENSIONS	47"W	22"D	18"H	SHIPPING WEIGHT	185 lbs.
SEAT TO TOP OF BACK	20"			CUBIC FEET	37
TOP OF ARM TO FLOOR	25"				
OVERALL EXT. LENGTH	89"				
SLEEP SURFACE LENGTH	82"				



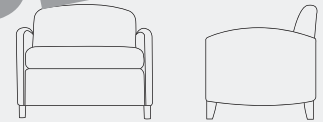
AMICO FEATURES LOUNGE, GUEST, MULTIPLE, PATIENT, BARIATRIC AND RECLINER COMPANIONS.

1	741	815	911	1079	1248	1417	1586	1756	1925	2094	2262	2432
2	768	842	938	1106	1275	1444	1614	1783	1952	2121	2290	2459
3	787	862	957	1126	1295	1463	1633	1802	1971	2141	2309	2478
4	818	893	988	1157	1326	1495	1664	1832	2002	2172	2340	2510
5	865	939	1033	1203	1373	1541	1711	1879	2048	2217	2387	2556

**CORONADO**  
1708  
Sleeper Chair  
SIN# 71-316



OVERALL DIMENSIONS	37.5"W	36"D	35"H	COM 54"	10.25 yds.
SEAT DIMENSIONS	21.5"W	21"D	20"H	SHIPPING WEIGHT	60 lbs.
SEAT TO TOP OF BACK	15"			CUBIC FEET	6.5
TOP OF ARM TO FLOOR	25"			EXTENDED LENGTH	39" (with mattress)
EXTENDED LENGTH	39"			EXTRA OPTIONS	maple
MATTRESS SIZE	39"W	72"L	5"H	SPECIFY	wood finish



CORONADO FEATURES GUEST, MULTIPLE, PATIENT, BARIATRIC AND RECLINER COMPANIONS.

## OPTIONS

C	Casters, set of 4 (2 locking), \$105.75
MB	Moisture Barrier, see upcharges page 9
WA	Wood Arm Caps, \$67.50

## FREIGHT ZONES:


For delivery to Alaska and Hawaii contact customer service for shipping information.

For complete freight zone information see page 6.



# Sleepers

SLEEPERS

	FREIGHT ZONE	COM	COL	GROUP 1	GROUP 2	GROUP 3	GROUP 4	GROUP 5	GROUP 6 LEATHER A	GROUP 7 LEATHER B	GROUP 8	GROUP 9	GROUP 10
<b>HAMPTON</b> 1108 Sleeper Chair SIN# 71-316 	1	741	815	934	1127	1320	1513	1707	1900	2093	2286	2480	2673
	2	768	842	961	1154	1347	1540	1734	1927	2120	2313	2507	2700
	3	787	861	981	1173	1367	1560	1754	1946	2140	2333	2527	2719
	4	818	892	1010	1204	1397	1591	1784	1977	2171	2364	2557	2750
	5	864	939	1057	1251	1444	1637	1830	2024	2217	2410	2603	2797

	OVERALL DIMENSIONS	39.5"w 34.5"d 32.5"h	COM 54"	7.5 yds.
	SEAT DIMENSIONS	33"w 22"d 20.5"h	SHIPPING WEIGHT	160 lbs.
	ISEAT TO TOP OF BACK	12"	CUBIC FEET	26.5
	TOP OF ARM TO FLOOR	26"	EXPOSED WOOD	maple
	EXTENDED LENGTH	89" with mattress	SPECIFY	wood finish
	MATTRESS SIZE	24"W 72"D 5"H		

<b>HAMPTON</b> 1108-3 Sleeper Loveseat SIN# 71-316 	1	1051	1137	1300	1500	1804	2050	2307	2559	2810	3061	3313	3564
	2	1090	1201	1313	1513	1849	2101	2352	2602	2854	3105	3357	3608
	3	1107	1222	1379	1630	1880	2132	2383	2634	2886	3137	3388	3639
	4	1177	1283	1428	1680	1930	2182	2433	2684	2936	3187	3438	3690
	5	1253	1358	1504	1755	2006	2257	2509	2760	3011	3263	3513	3765

	OVERALL DIMENSIONS	69.5"w 34.5"d 32.5"h	COM 54"	13 yds.
	SEAT DIMENSIONS	63"w 22"d 20.5"h	SHIPPING WEIGHT	260 lbs.
	SEAT TO TOP OF BACK	12"	CUBIC FEET	53
	TOP OF ARM TO FLOOR	26"	EXPOSED WOOD	maple
	EXTENDED LENGTH	89" with mattress	SPECIFY	wood finish
	MATTRESS SIZE	54"w 72"d 5"h		

HAMPTON FEATURES GUEST, MULTIPLE, PATIENT, BARIATRIC AND RECLINER COMPANIONS.

### OPTIONS

- C Casters, set of 4 (2 locking), \$105.75
- MB Moisture Barrier, see upcharges page 9
- WA Wood Arm Caps, \$67.50

### TO ORDER:

- Specify product by number
- Specify options
- Specify wood finish (see page 7)
- Specify textile pattern and color (see pages 9-14)

### SAMPLE ORDER:

1108 - MB - Caramel - Momentum Clique - Natural  
product no. option 1 finish pattern color

# Sleepers

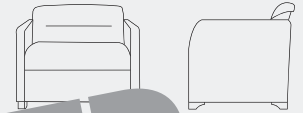
FREIGHT ZONE

	COM	COL	GROUP 1	GROUP 2	GROUP 3	GROUP 4	GROUP 5	GROUP 6 LEATHER A	GROUP 7 LEATHER B	GROUP 8	GROUP 9	GROUP 10
1	741	814	934	1127	1320	1513	1707	1900	2093	2286	2480	2673
2	768	842	961	1154	1348	1540	1734	1927	2121	2313	2507	2700
3	787	861	981	1174	1367	1560	1754	1947	2140	2333	2527	2720
4	818	892	1010	1204	1397	1591	1784	1977	2171	2364	2557	2750
5	865	939	1057	1251	1444	1638	1830	2024	2217	2411	2603	2797

**WHITNEY**  
1208  
Sleeper Chair  
SIN# 71-316



OVERALL DIMENSIONS	39.5"w 34.5"d 32.5"h	COM 54"	7.5 yds.
SEAT DIMENSIONS	33"w 22"d 20.5"h	SHIPPING WEIGHT	160 lbs.
SEAT TO TOP OF BACK	12"	CUBIC FEET	26.5
TOP OF ARM TO FLOOR	26"	EXPOSED WOOD	maple
EXTENDED LENGTH	89" with mattress	SPECIFY	wood finish
MATTRESS SIZE	24"w 72"d 5"h		



1	1051	1157	1303	1554	1805	2056	2307	2558	2810	3061	3312	3564
2	1095	1200	1347	1598	1849	2101	2352	2603	2854	3105	3357	3608
3	1127	1232	1379	1630	1881	2132	2383	2634	2886	3137	3388	3639
4	1177	1283	1429	1680	1931	2182	2433	2684	2936	3187	3438	3689
5	1253	1358	1504	1756	2006	2256	2509	2760	3010	3262	3513	3765

**WHITNEY**  
1208-3  
Sleeper Loveseat  
SIN# 71-316



OVERALL DIMENSIONS	69.5"w 34.5"d 32.5"h	COM 54"	13 yds.
SEAT DIMENSIONS	63"w 22"d 20.5"h	SHIPPING WEIGHT	260 lbs.
SEAT TO TOP OF BACK	12"	CUBIC FEET	53
TOP OF ARM TO FLOOR	26"	EXPOSED WOOD	maple
EXTENDED LENGTH	89" with mattress	SPECIFY	wood finish
MATTRESS SIZE	54"w 72"d 5"h		



**WHITNEY FEATURES GUEST, MULTIPLE, PATIENT, BARIATRIC AND RECLINER COMPANIONS.**

## OPTIONS

- C Casters, set of 4 (2 locking), \$105.75
- MB Moisture Barrier, see upcharges page 9
- WA Wood Arm Caps, \$67.50

## FREIGHT ZONES:

For delivery to Alaska and Hawaii contact customer service for shipping information.

For complete freight zone information see page 6.



# Special Use Furniture Index by Model Number

1102-OB	HAMPTON	29
1102-K	HAMPTON	29
1105	HAMPTON	19
1107	HAMPTON	36
1108	HAMPTON	42
1108-3	HAMPTON	42
1112	OTTOMAN	20
1127	HAMPTON	34
1202-K	WHITNEY	30
1202-OB	WHITNEY	30
1205	WHITNEY	21
1207	WHITNEY	37
1208	WHITNEY	43
1208-3	WHITNEY	43
1227	WHITNEY	37
1302-OB	GALEN	29
1305	GALEN	19
1316	SOLACE	21
1320-K	AMENITY	24
1320-OB	AMENITY	24
1321-K	AMENITY	25
1321-OB	AMENITY	25
1325	AMENITY	16
1325-F	AMENITY	16
1326	AMENITY	17
1326-F	AMENITY	17
1377	AMENITY	32
1377-OA	AMENITY	32
1607	AMENITY	33, 40
1652-K	AMICO	26
1652-OB	AMICO	26
1655	AMICO	18
1659-2SC	AMICO	41
1659-R	AMICO	33
1659-S	AMICO	40
1665	HIP CHAIR	20
1702-K	CORONADO	27
1702-OB	CORONADO	27
1703-OB	CORONADO	28
1703-K	CORONADO	28
1705	CORONADO	18
1707	CORONADO	34
1707-C	CORONADO	34
1708	CORONADO	41
1717	CORONADO	35
1727	CORONADO	35

SPECIAL USE  
FURNITURE INDEX  
BY MODEL NUMBER

# **VISUAL INDEX**